




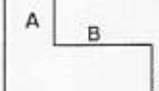


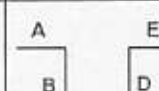
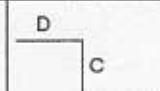
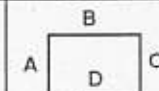
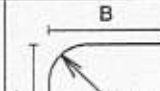

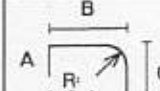

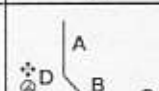
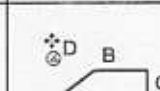


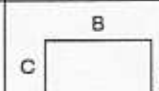


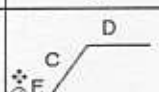
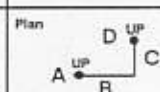
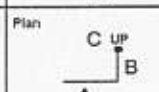
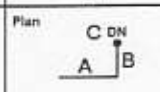
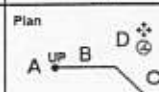
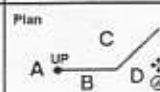

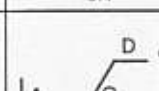
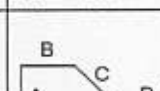
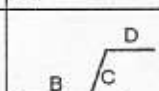

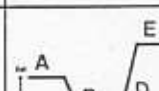



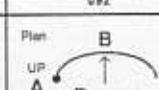
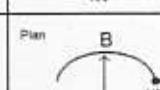
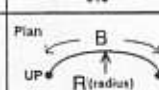
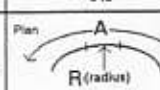

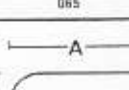
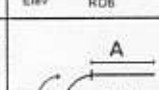
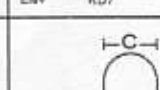
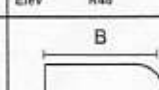
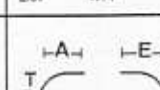
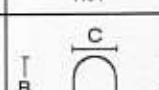
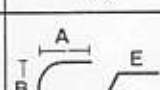
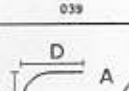
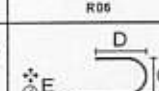
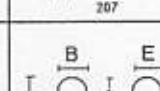
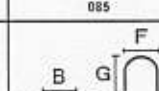
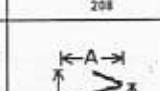


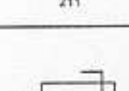

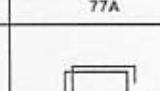
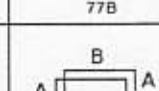
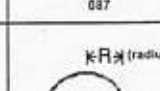

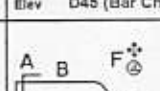
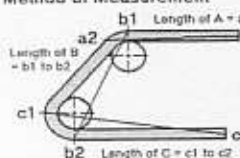


Eastern Steel Services - Common Shape Code Table

June 2003

 020	 037	 038	 38A	 054	 313	 052
 055	 053	 305	 401	 051	 61A	 R13
 062	 201	 045	 048	 214	 321	 212
 404	 314	 D29	 D06	 D07	 D02	 D03
 041	 092	 403	 315	 043	 43B	 Height or Width Acceptable  Angle of Bending Acceptable
 065	 RD6	 RD7	 R45	 RT1	 H01	
 039	 R06	 207	 085	 208	 341	 398
 211	 212	 77A	 77B	 087	 083 (Bar Chair)	 D45 (Bar Chair)
 061	 545	 079	 646	 093	 082	 511

<p>Method of Measurement</p>  <p>Length of A = a1 to a2 Length of B = b1 to b2 Length of C = c1 to c2 Height</p>	Bar Size	6	8	10	13
	Kg / Meter	0.222	0.395	0.616	1.042
	Bar Size	16	20	22	25
	Kg / Meter	1.579	2.466	2.984	3.854
	Bar Size	28	32	40	50
Kg / Meter	4.834	6.313	9.864	15.413	